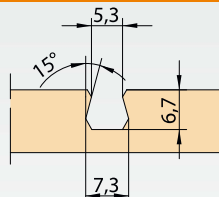
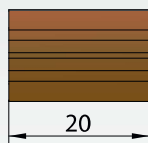
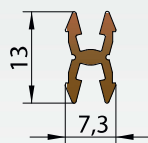


KLICK

Snap-in dovetail connector, plastic

Art.-No. K045



Applications:

Furniture, shopfitting, conceal mouldings or cleats, trims and mitered corners, decorative inserts, ceilings, yacht interiors as well as gluing aid.

Advantages:

Concealed, self-tightening, demountable.

Suitable materials:

All kind of wood materials (solid and composite).

Installation:

Use a router table or CNC to make dovetail router and snap KLICK into groove. Can also be used in combination with KLICKpro.

Mounting:

By hooking into the dovetail groove.

Accessories:

TCT router bits - with \varnothing 6 mm ; \varnothing 6,35 mm and \varnothing 8 mm shank | Art.-No. K045/F; K048/F; K046/F



Installation



Route groove with Gannomat ProTec



Insert



Position/adjust



Snap-in

TCT router bit
with \varnothing 8 mm shank
Art.-No. K046/F

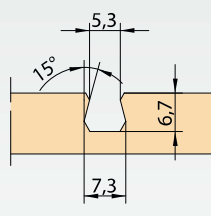
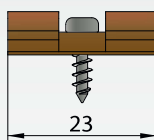
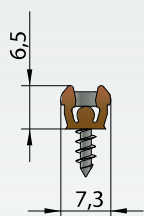


KLICK

sKLICK

Screw-on dovetail connector, plastic incl. PH-screws 3x13 mm

Art.-No. K048



Applications:

Furniture, fittings, fixing mouldings or cleats, decorative inserts, ceilings, yacht interiors as well as gluing aid.

Advantages:

Selftightening, demountable connector for any angles 0-90°.

Suitable materials:

All kind of wood materials (solid and composite).

Installation:


With router, circular saw, portable router or CNC, with the original TCT ROUTER, full-length or spot router - can be combined with KLICKpro.

Mounting:

By fastening with screw.

Accessories:

TCT router bits - with \varnothing 6 mm ; \varnothing 6,35 mm and \varnothing 8 mm shank | Art.-No. K045/F; K048/F; K046/F, PH screw 3x13 mm | Art.-No. Z600



Installation



Route groove



Screw-on



Adjust position



Snap-in

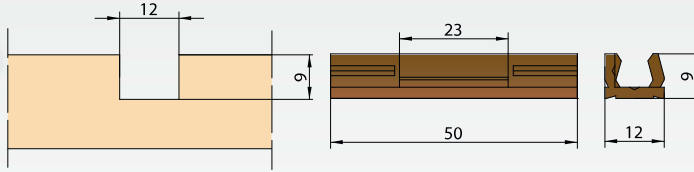


S-KLICK

KLICKpro

Dovetail adapter, plastic

Art.-No. K060



Applications:	Concealed mounting of filler panels, covers and moldings.
Advantages:	Concealed adapter, selftightening dovetail housing suitable for KLICK ou sKLICK.
Suitable materials:	All kind of wood materials (solid and composite).
Installation:	Cut either groove or rebate (9x12 mm by using a spindle moulder or CNC) or install KLICKpro surface mounted.
Mounting:	Fixed KLICKpro by either screwing, nailing or gluing.

Installation



Route groove



Mount with screws or nails



Snap together



Combinaison sKLICK and KLICKpro

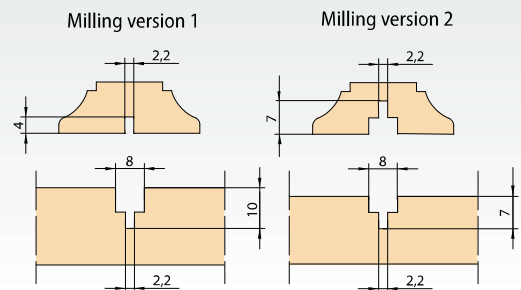
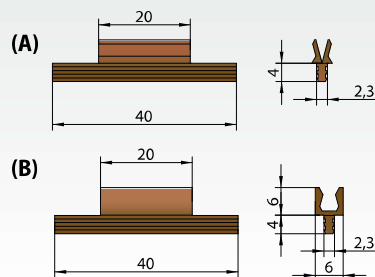



KLICKPRO

miniKLICK

2-parts dovetail snap connector, plastic

Art.-No. K059



Applications:	Concealed mounting of small moldings and glazing beads e.g. interior doors.
Advantages:	Invisible, self-tightening, removable, space-saving.
Suitable materials:	All kind of wood materials (solid and composite).
Installation:	With spindle moulder and original KNAPP® cutting saw blade (2.2-6x120 mm, with Ø 30 bore).
Mounting:	Gluing into pre-cutted groove with KNAPP®-ADHESIVE PU+.
Accessories:	miniKLICK grooving 120 mm saw blade, Ø 30 mm drillhole Art.-No. Z065 (other Ø on request) Insert tool miniKLICK Art.-No. K068 KNAPP®-ADHESIVE PU+ Art.-No. Z011




Installation



Route groove



Insert



Snap together



Glue (Option)



MINIKLICK