



## SYMETRA ONE



HANGING  
SYSTEM FOR  
INTEGRATED  
WALL PANELS

## SYMETRA ONE



PAT. PENDING



## SYMETRA ONE

System suitable for furniture panels with shelves and small wall units with reduced depth, mounted directly on the panel. Ideal applications are small compositions such as entrance furniture or wall-mounted TV modules.

### Innovative & Flexible

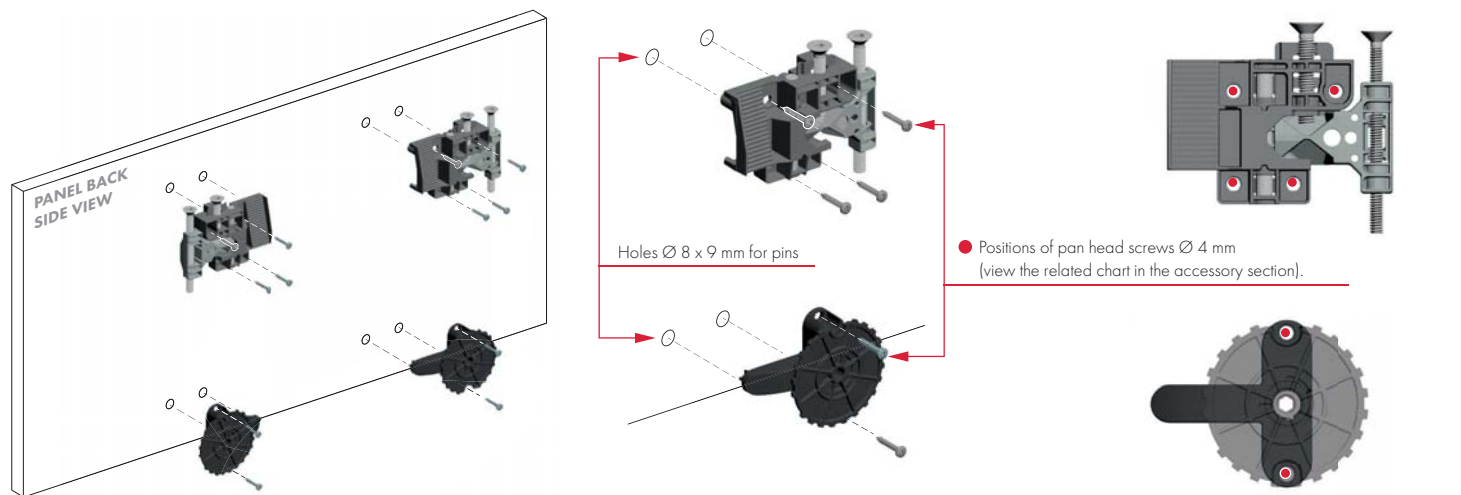
Freely plannable system for wall design with panels, shelves, wall cabinets, and ambient lighting.

### Effortless Installation

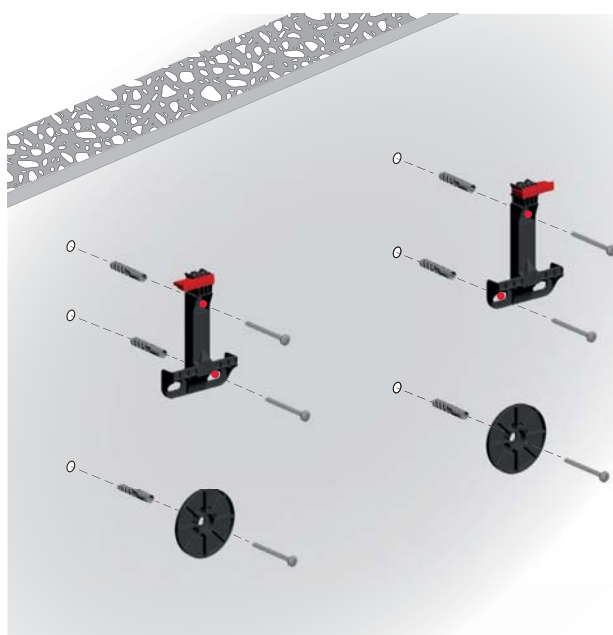
Easily attach components to any furniture and structure them on any wall.



### PANEL HANGING BRACKET AND ADJUSTABLE LEVELLER INSTALLATION ON THE PANEL



### WALL BRACKETS FIXING TO THE WALL



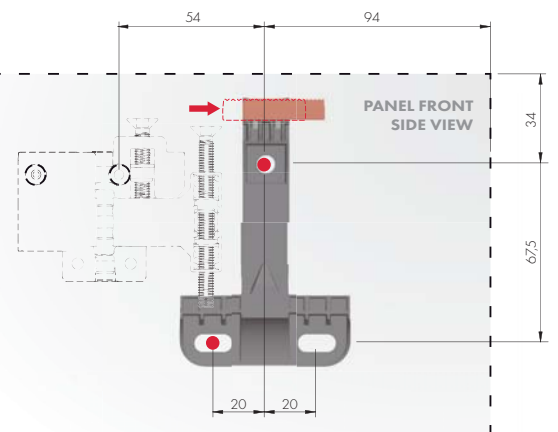
### Fixing of wall brackets for panel hanging bracket

● Wall fixing screws positioning.

#### VERY IMPORTANT:

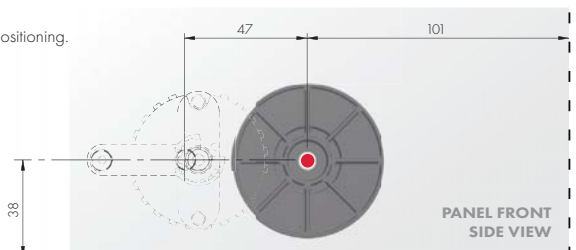
It is recommended to fix the wall bracket with the screws positioned on the same side of the panel hanging bracket.

First slide the anti-turnover device onto the wall bracket so that it does not interfere with the hanger.



### Fixing of wall supports for adjustable levellers

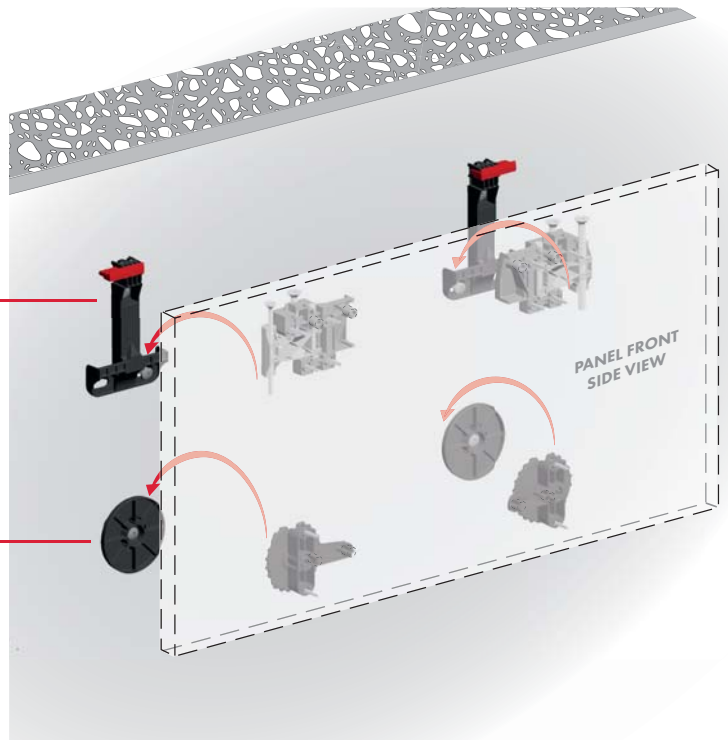
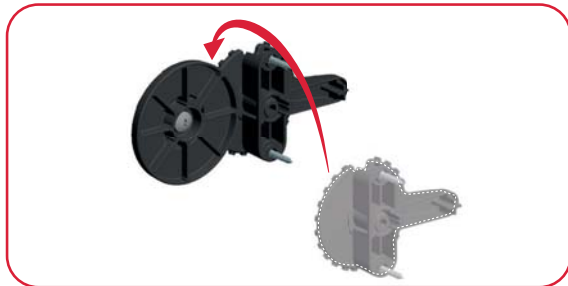

● Wall fixing screws positioning.



It is the responsibility of the customer:

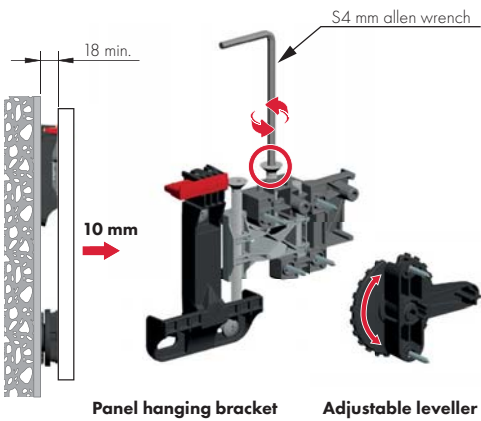
- to ensure that the wall is of a suitable quality to hold the unit fixing in place.
- to use the proper hardware fittings according to the construction of the wall.

INSTALLATION ON THE WALL

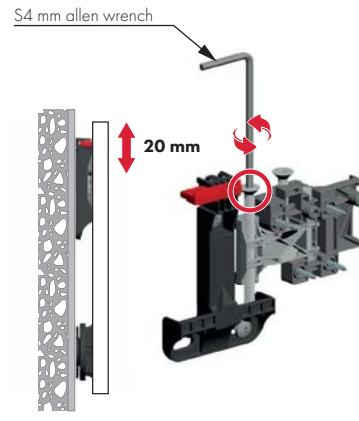


ADJUSTMENTS

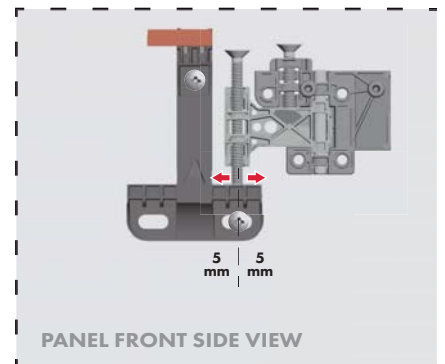
IN-DEPTH ADJUSTMENT



VERTICAL ADJUSTMENT

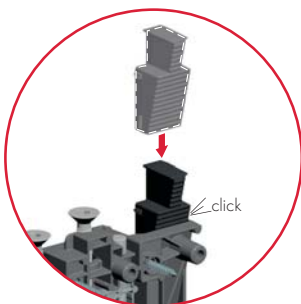


LATERAL ADJUSTMENT

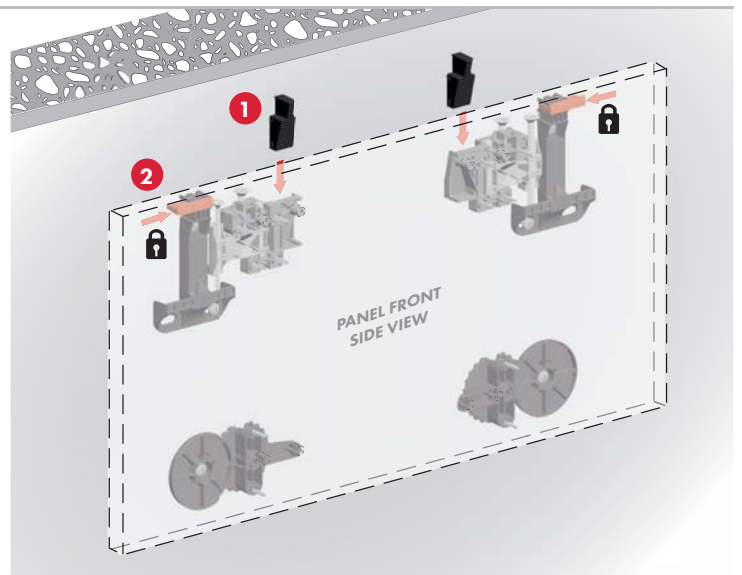
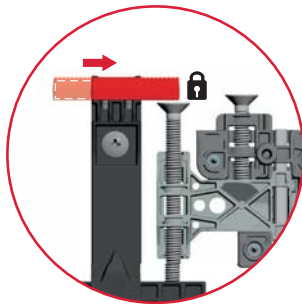


PANEL LOCKING

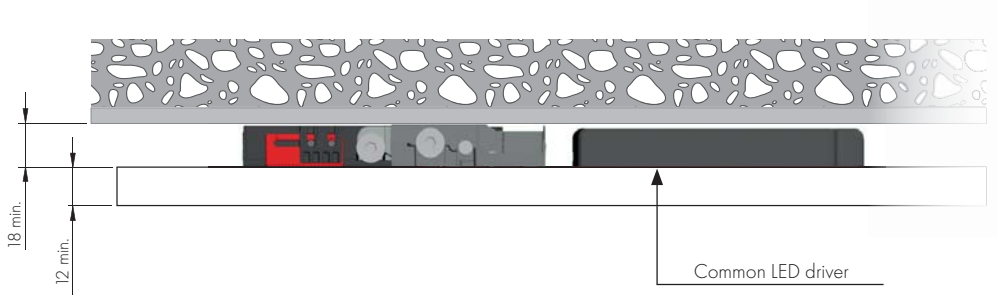
1 Adjustment locking wedge



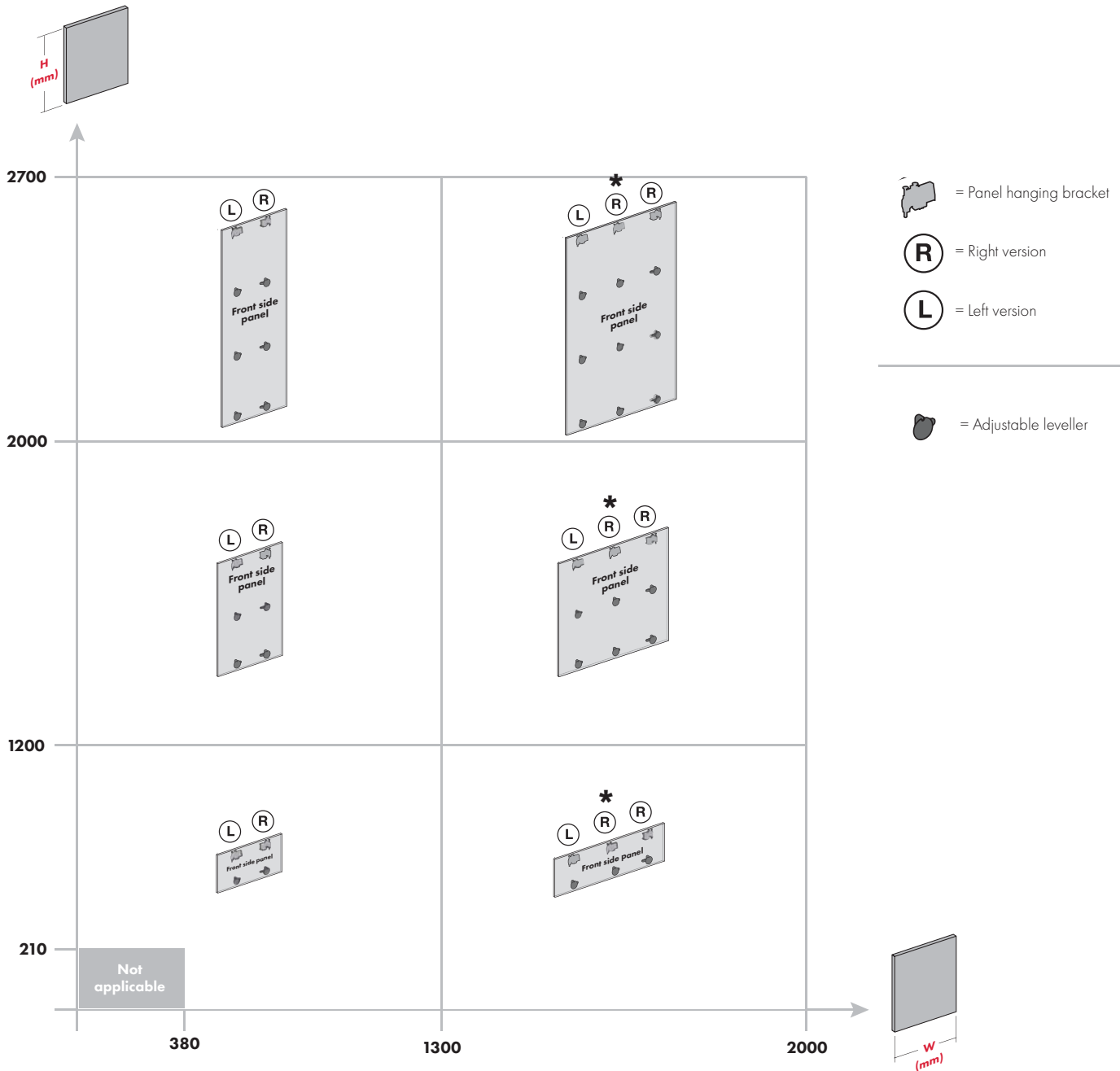
2 Anti-turnover locking



**MINIMUM SERVICE GAP WITH THE WALL**



**CHART FOR DETERMINING THE APPROPRIATE NUMBER OF MOUNTING COMPONENTS BASED ON PANEL DIMENSIONS**




**VERY IMPORTANT:**

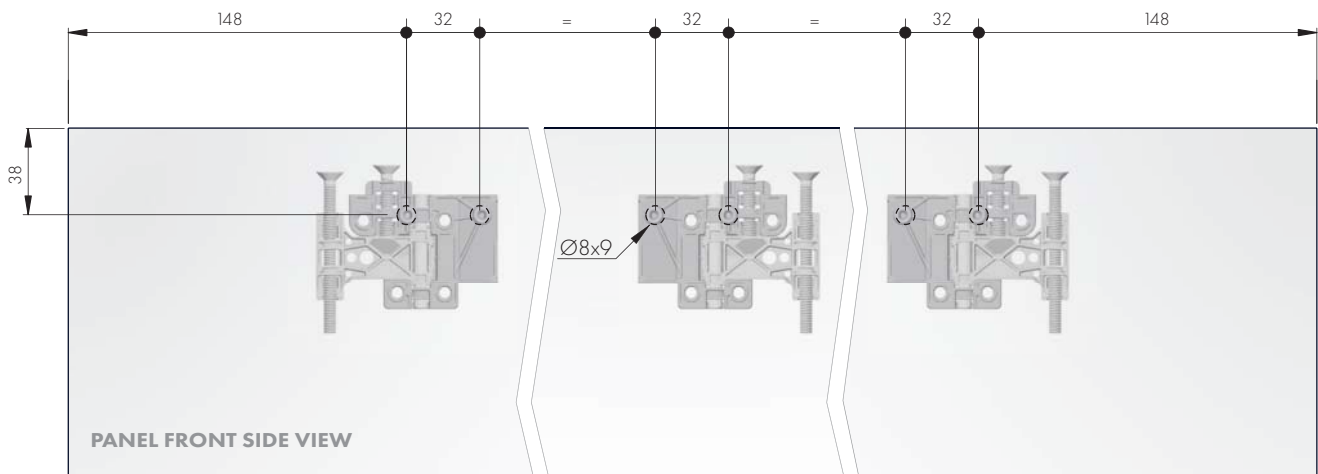
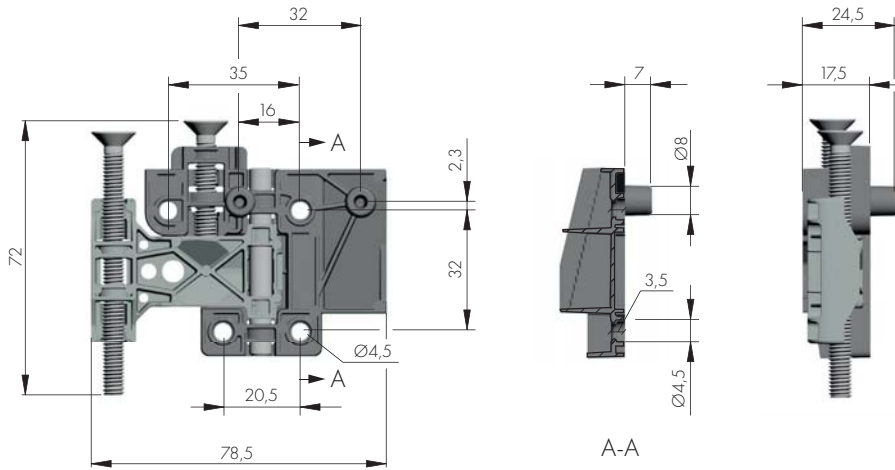
The present application chart is based on empirical tests using 18 mm thick chipboard panels. Some factors, such as material type and panel thickness, may require smaller or larger quantities of adjustable levellers than the one here mentioned. **We always recommend the customer to test the specific real application.**

\* In the case of a third central element, the user is free to choose either panel hanging brackets **L** or panel hanging brackets **R**. In the documentation herein, all references, either of applications and drilling plans, are related to a third panel hanging bracket **R**.


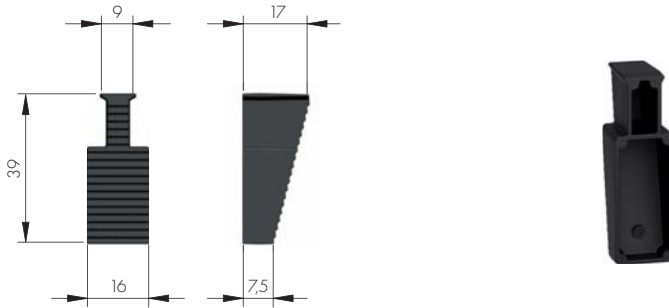
PANEL HANGING BRACKETS



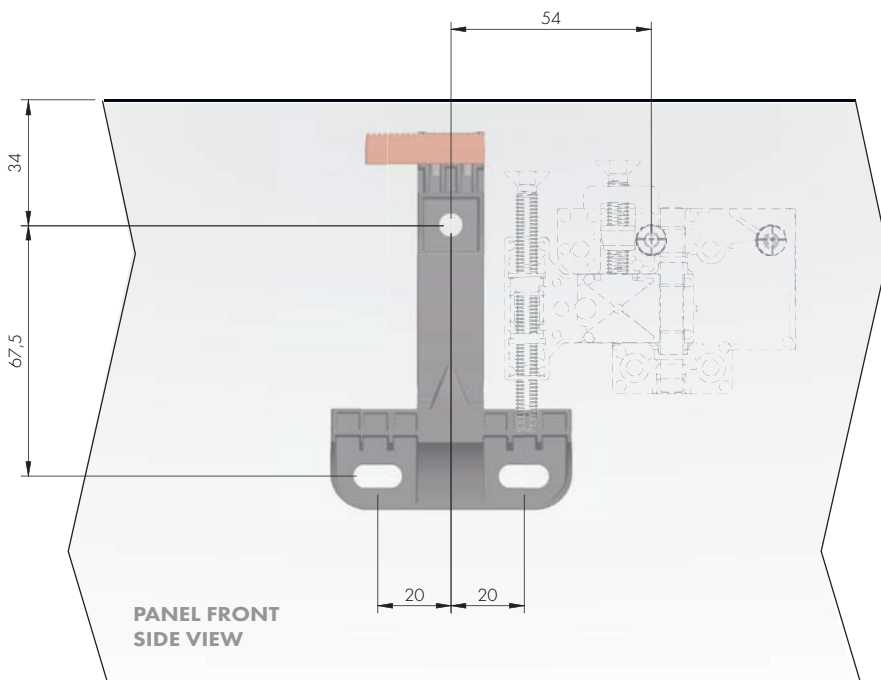

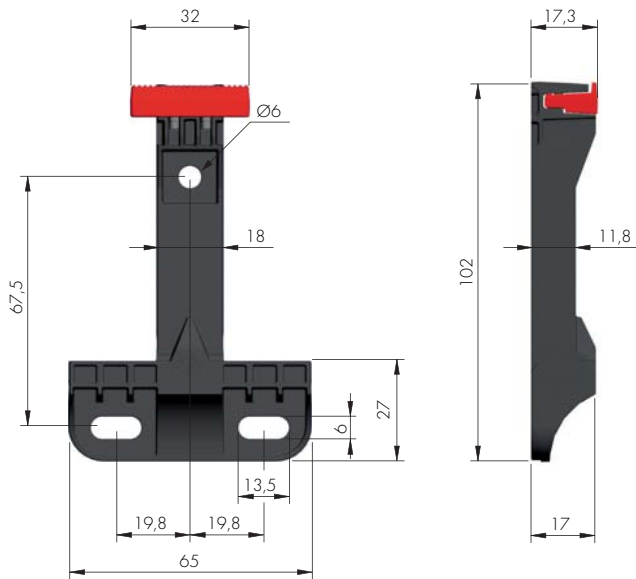
	= S4
ST	ZA
<b>P2502434ZN</b>	<b>(R)</b>
<b>P2408184ZN</b>	<b>(L)</b>



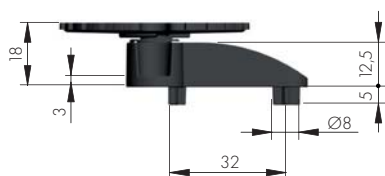
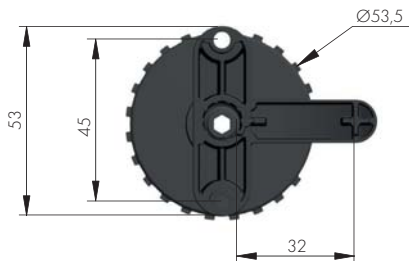
**ADJUSTMENT LOCKING WEDGE**



**WALL BRACKET**



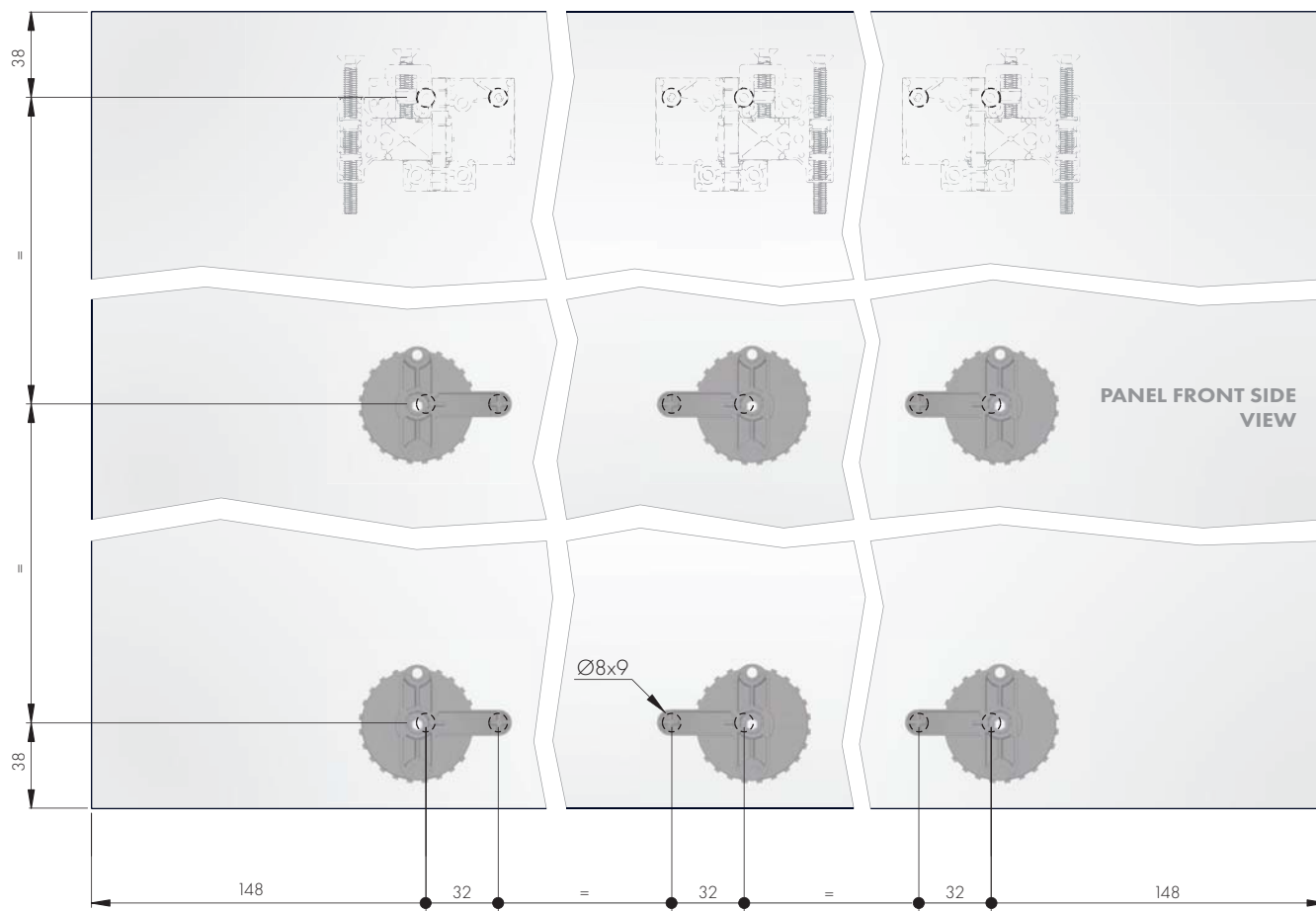
## ADJUSTABLE AND HOLDING LEVELLER



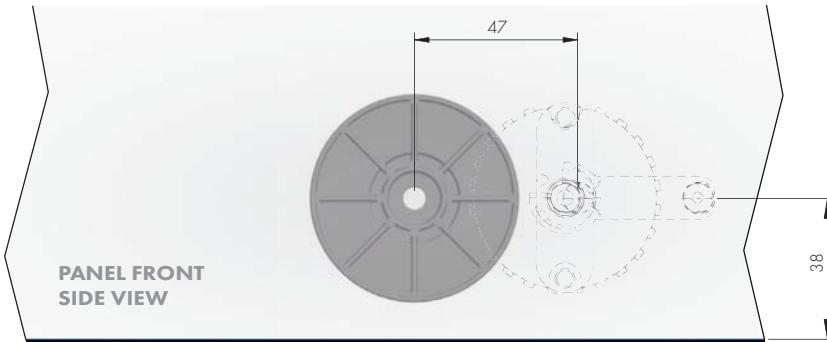
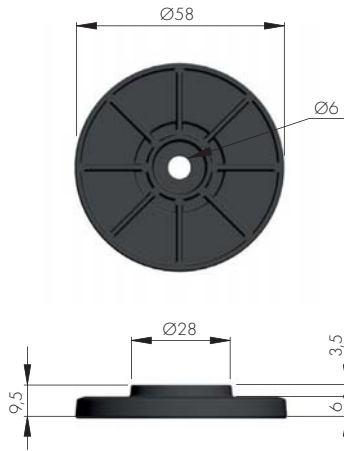
EP



P2308264EA



**WALL SUPPORT FOR ADJUSTABLE LEVELLER**



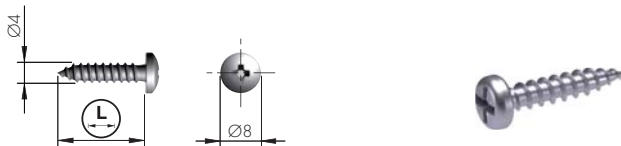
EP

1 2 3

**P2408750EA**



**FIXING ACCESSORIES FOR ADJUSTABLE LEVELLER AND PANEL HANGING BRACKET**



ST

1 2 3

**60103260ZN** 18 18 min.

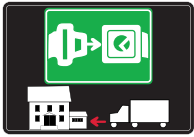
**60103250ZN** 16 15 min.

**60103240ZN** 12 12 min.



# SYMBOLS AND FINISHES LEGEND

## SYMBOLS



= SHELF SAFELY LOCKED DURING TRANSPORTATION AND AT HOME.



= ANTI-TURNOVER LOCKING SYSTEM



= NORMS / PATENTS



= PHILLIPS / POZIDRIV



= WITH BUFFER



= PART NO.



= BLADE SLOT



= WITH MAGNET



= PCS. PER PACKAGE



= COMBI SLOT



= HEXAGONAL SOCKET



= NEWTON



= CAPACITY LOADING



= HEXALOBULAR SOCKET



= FRICTION



= WOOD / GLASS THICKNESS



= COUNTERSUNK HEAD



= AUTOMATIC



= HOLE DIAMETER



= PAN HEAD



= DROP DOWN



= DIAMETER



= FLANGE HEAD



= LENGTH



= FLAT HEAD



= STANDARD HINGE



= HEIGHT



= TRILOBULAR SCREW



= KIMANA HINGE



= RIGHT VERSION



= SELF-TAPPING SCREW



= FLAP HINGE



= LEFT VERSION



= EURO THREAD



= WITH SPRING



= SETTING CODE



= METRIC THREAD



= WITHOUT SPRING



= PCS. PER PAD



= PRE-INSERTED SCREW



= REVERSED SPRING



= CUT ON REQUEST



= PRE-INSERTED SCREW AND SPREADING BUSH



= SELF ADHESIVE



= WITH FLANGE

NOTE: Printing errors and omissions may exist despite our best efforts to ensure accuracy. We reserve the right to alter specifications without notice.

## MATERIALS

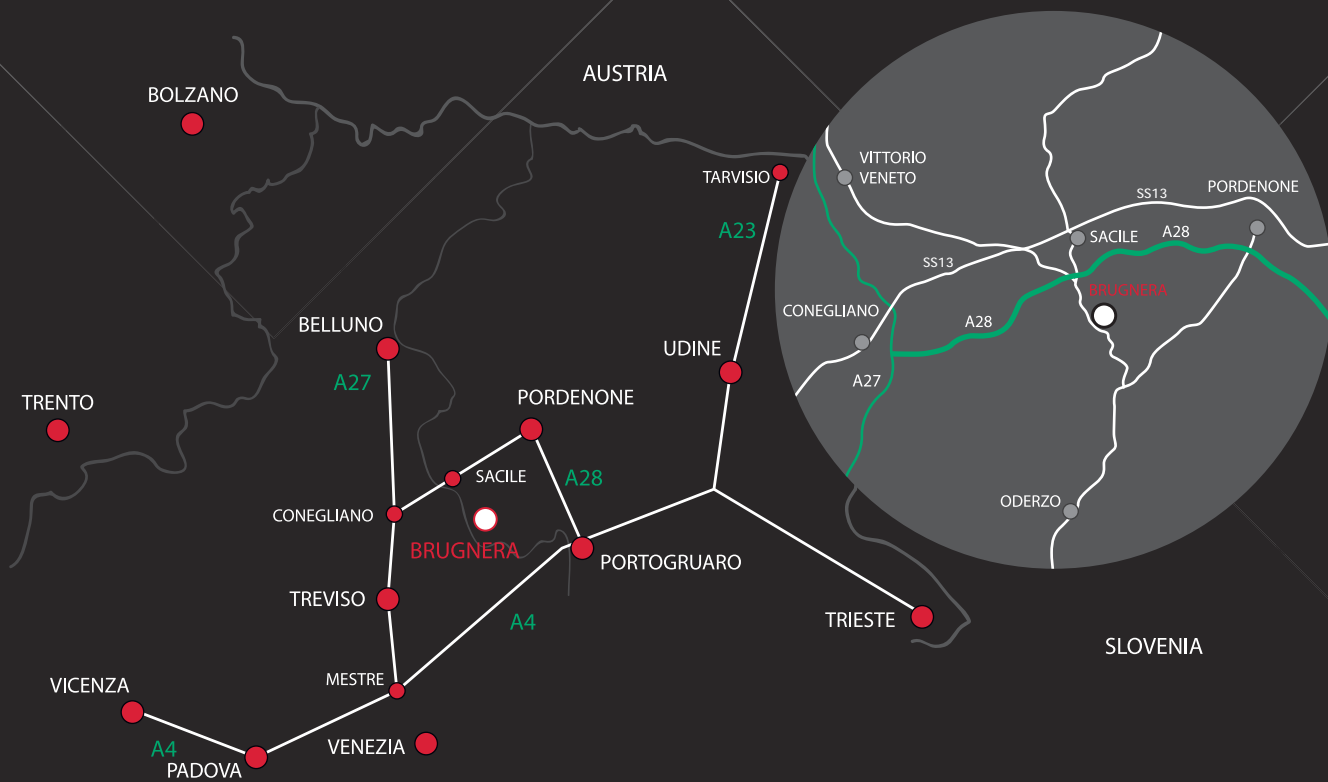
<b>ZA</b> = Zinc Alloy	<b>ST</b> = Steel	<b>HSS</b> = High Speed Steel	<b>BR</b> = Brass	<b>ABS</b> = Acrylonitrile Butadiene Styrene	<b>TPU</b> = Thermoplastic Polyurethane
<b>ZAnk</b> = Nickel-plated Zinc Alloy	<b>STzk</b> = Zinc-plated Steel	<b>AL</b> = Aluminium	<b>WD</b> = Wood	<b>EVA</b> = Ethylene Vinyl Acetate	

<b>EP</b> = <b>ENGINEERING PLASTIC</b>	+ <b>EP</b> = other engineering plastic available on request	<b>SR</b> = <b>SOFT RUBBER</b>	+ <b>SR</b> = other soft rubber available on request
--	--	--------------------------------	--

<b>EPn</b> = Natural Engineering Plastic	<b>EPc</b> = Clear Engineering Plastic	<b>SRn</b> = Natural Soft Rubber
<b>EPw</b> = White Engineering Plastic	<b>EPg</b> = Grey Engineering Plastic	<b>SRw</b> = White Soft Rubber
<b>EPb</b> = Black Engineering Plastic	<b>EPa</b> = Anthracite Engineering Plastic	<b>SRb</b> = Black Soft Rubber

 <b>FINISHES</b>	+  = OTHER FINISHES AVAILABLE ON REQUEST
--	---

PART NO.	FINISHES	PART NO.	FINISHES	PART NO.	FINISHES
00	Insignificant finish	IF	Grey 7	XE	Inox
AA	Natural	IJ	Light Grey	YA	Nickel-plated
AB	White	IL	Grey 20	YC	Matt Nickel-plated
AE	White 9010	IN	Grey met. 26	YD	Satin-finished Nickel-plated
EA	Black	JG	Aluminium 5	YQ	Black Nickel
EC	Matt Black	JL	Aluminium PE 11	Z9	Black Zinc
EE	Anthracite	JM	Aluminium RAL 9006	ZN	Zinc-plated
EW	Grey 9007	KB	Bright Chrome	ZQ	Bright Gold
FU	Gunmetal	KC	Matt Chrome	ZZ	Clear/Transparent
FV	Gunmetal V52	LD	Brown 8019		
GR	Zamak Raw	RO	Red		
HA	Brass-Plated	UT	T-Met 9007		
HH	Tropicalized	UZ	T-Met		
HL	Raw Brass	WA	Bronzed		
HX	Graphite	WI	Burnished		
IA	Grey	XD	Satin-finished Steel		



[www.italianaferramenta.com](http://www.italianaferramenta.com)

ITALIANA FERRAMENTA SRL - Viale Europa 17 I - 33070 Brugnera (PN)  
 Tel. +39 0434 428211 Fax +39 0434 428242 E-mail: [info@italianaferramenta.it](mailto:info@italianaferramenta.it)